

Kitchens

COLORADO'S BEST

FALL 2016 VOLUME 1, ISSUE 1

Colorado's
BEST 6 Kitchens

NEW HOT APPLIANCE
COLOR: BLACK
STAINLESS

p. 8

8 TIPS TO SURVIVE
A REMODEL

p. 10

FEELING PEACHY
IN PALISADE

p. 54

Thermador ★



Open Spaces INVITING, AIRY & BEAUTIFUL


Sometimes great things come in small packages. That's certainly the case with this gorgeous kitchen design collaboration between Nanci and Mike of Rebel Property Solutions and Joyce Fox of Fox Sketch and Design. The design team was able to transform a 12' x 12' space into a beautiful and welcoming kitchen that has an open, airy feel. Mike Jakl of MJ Construction & Remodeling, LLC oversaw the kitchen project, which took a total of 4 months, including a month-long delay due to the holidays, crew changes and some prior commitments which took precedence.

Before the kitchen remodel began, the home was completely gutted to remove dated-looking dark wood paneling from the walls of the living room, kitchen and dining room. Three interior walls were also demolished to create an open concept floor plan, and the great room was brightened by the installation of canned lighting. In order to maximize space and create a flow throughout the main level of the house, the kitchen was reconfigured at an angle in order to mirror the existing fireplace. The kitchen was also electrified and plumbed to include a new dishwasher and large stainless sink, and a kitchen island was added.


K-8 Espresso Maple solid wood cabinets made locally by J&K Cabinetry lend an air of functional luxury to the kitchen space, featuring a full overlay door style, soft-closing concealed undermount glide, full-extension solid wood dovetail drawers, Euro 6-way conceal hinges, ¾" thick adjustable plywood shelves, cabinet-grade plywood box and soft-close doors and drawers. The rich maple darkness of the cabinets is offset perfectly by the Ashen White 3 cm granite countertops from Daltile Stone Center and Pure Wool shiny stick glass mosaic tile backsplash from Floor & Décor. The kitchen walls, painted in a muted Knitting Needles Grey with Very White Satin trim, perfectly showcase the classic elegance of the kitchen.

Pendant lights over the kitchen island as well as an 8-light, 18" wide black satin drum shade chandelier with draped crystal serve as decorative lighting elements that add to the overall class of the kitchen. Carbonized horizontal solid bamboo flooring from Floor & Décor add a touch of brightness to make the beautiful dark cabinetry pop. A kitchen this stunning deserves a top-of-the-line appliance package, and the gorgeous and efficient Samsung

SOMETIMES GREAT THINGS COME IN SMALL PACKAGES.




APPLIANCES: Samsung NX58H9500WS 30" slide-in 5 burner gas range, Samsung ME21F606MJT 2.1 CU FT microwave with vent, Samsung RF263BEAESR 25.6 CU FT French Door refrigerator/freezer, Samsung DW80H9930US 24" top control dishwasher



appliances chosen for this project certainly fit the bill! The appliance package includes the Samsung NX58H9500WS 30" slide-in 5 burner gas range, Samsung ME21F606MJT 2.1 CU FT microwave with vent, Samsung RF263BEAESR 25.6 CU FT French Door refrigerator/freezer and Samsung DW80H9930US 24" top control dishwasher, all in stainless to match the contemporary feel of the kitchen.

The kitchen décor ties in beautifully with other areas of the house, where the glass subway tile of the shower mimics the backsplash, the cream-colored carpet in the four bedrooms, stairway and basement of the home ties in with the lighter granite countertops. Additionally, all bathrooms include dark espresso vanities, Carrera marble countertops, brushed nickel hardware, faucets, shower kits and lighting.

Some of the challenges this kitchen project presented to the design team included positioning the dishwasher in just the right location. "In our original design, the sink was to be centered below the exterior window, the dishwasher to the right of the sink, a gas stovetop located on the new island, and a double oven located on the outside wall



next to the pantry,” recalls Nanci. “There was not enough space for the dishwasher in this configuration, so we modified the design to position the sink and dishwasher in the new island and a new gas range and microwave would be installed where the original range was, thus creating more counter space under the window and unobstructed access through the window to the granite ledge installed on the outside of the window. When entertaining, food and drinks can be passed through the window instead of having to carry items on a tray while negotiating the exterior doors.” This innovative reconfiguration helped create more useful space while maintaining the stately beauty of the kitchen area.

The kitchen remodel project done by Nanci and Mike of Rebel Property Solutions and Joyce Fox of Fox Sketch and Design is a shining example of how creativity and a little feng shui can utterly transform a space into something bigger and more beautiful than the owners could have ever hoped for, all by knocking down walls and finding new solutions.

